







Name : _____

Topic: Math – Numbers to 20 : Place Value

Directions: Look at the pictures. Fill in the blanks.

 10		_____ tens _____ ones
 10		_____ tens _____ ones
 10	 10	_____ tens _____ ones

Directions: Fill in the place value charts.

18 <table border="1" style="margin: auto;"><thead><tr><th>Tens</th><th>Ones</th></tr></thead><tbody><tr><td style="height: 40px;"></td><td style="height: 40px;"></td></tr></tbody></table>	Tens	Ones			12 <table border="1" style="margin: auto;"><thead><tr><th>Tens</th><th>Ones</th></tr></thead><tbody><tr><td style="height: 40px;"></td><td style="height: 40px;"></td></tr></tbody></table>	Tens	Ones			17 <table border="1" style="margin: auto;"><thead><tr><th>Tens</th><th>Ones</th></tr></thead><tbody><tr><td style="height: 40px;"></td><td style="height: 40px;"></td></tr></tbody></table>	Tens	Ones			11 <table border="1" style="margin: auto;"><thead><tr><th>Tens</th><th>Ones</th></tr></thead><tbody><tr><td style="height: 40px;"></td><td style="height: 40px;"></td></tr></tbody></table>	Tens	Ones		
Tens	Ones																		
Tens	Ones																		
Tens	Ones																		
Tens	Ones																		

Directions: Fill in the blanks.

(a) $15 =$ _____ tens 5 ones

(d) $16 =$ _____ tens 6 ones

(b) $19 =$ 1 tens _____ ones

(g) $11 =$ 1 tens _____ ones

(c) $14 =$ 1 tens _____ ones

(h) $19 =$ 1 tens _____ ones