


Name : \_\_\_\_\_



Topic: Math – Before, Between After

Directions: Look at the pictures. Listen to the teacher read each question. Draw a ring around the picture that is asked for.



1. What is after  ?





2. What is in between  and  ?



3. What is before  ?



4. What is in between  and  ?



5. What is before  ?

