






















Name : _____

Topic: Math – Money : Finding appropriate bill or coin to buy

Directions: Look at how much each item costs. Put a check (✓) on the correct coin or bill that can be used to buy the item.

1.  ₱10	  
2.  ₱45	  
3.  ₱150	  
4.  ₱3	  
5.  ₱550	  
6.  ₱15	